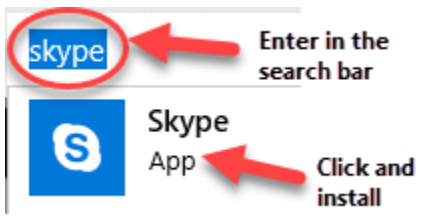


Video and Audio Communication

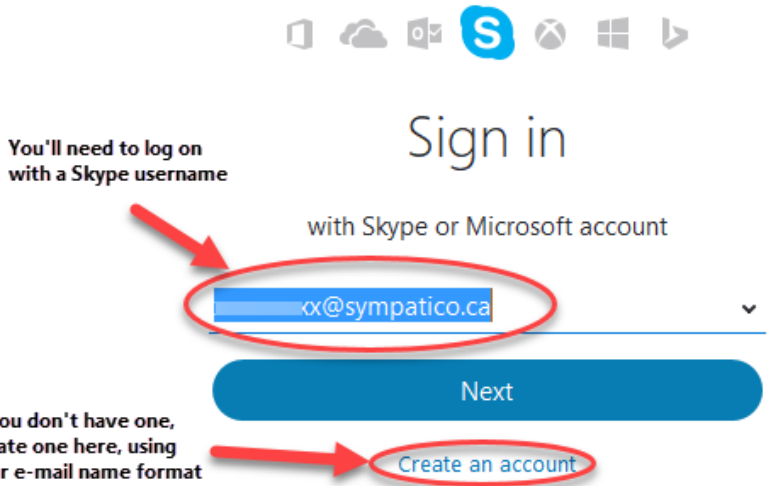
Skype - making video and phone conversations



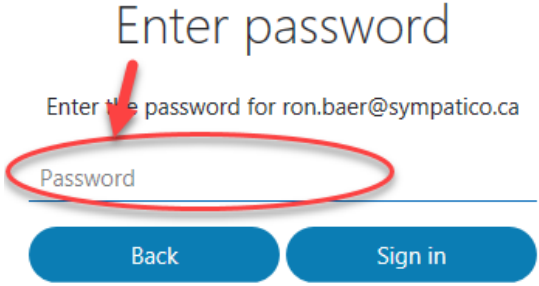
If you don't already have Skype on your PC, use the Microsoft Store to locate Skype and install it. Allow the install to access your camera and microphone when asked.



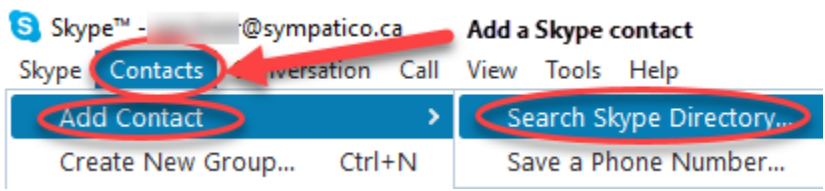
Next, log on to your Skype account:



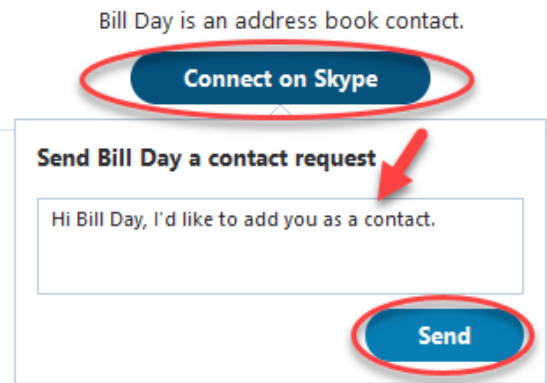
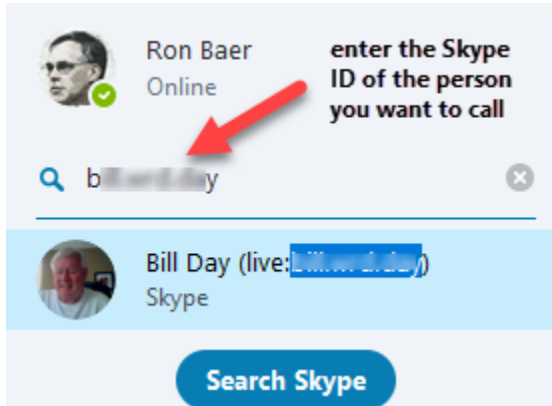
Then enter your Skype password:



When you log on for the first time, add Skype Contacts:



Video and Audio Communication



Once your caller has accepted your Skype contact request, you can connect to him/her on Skype

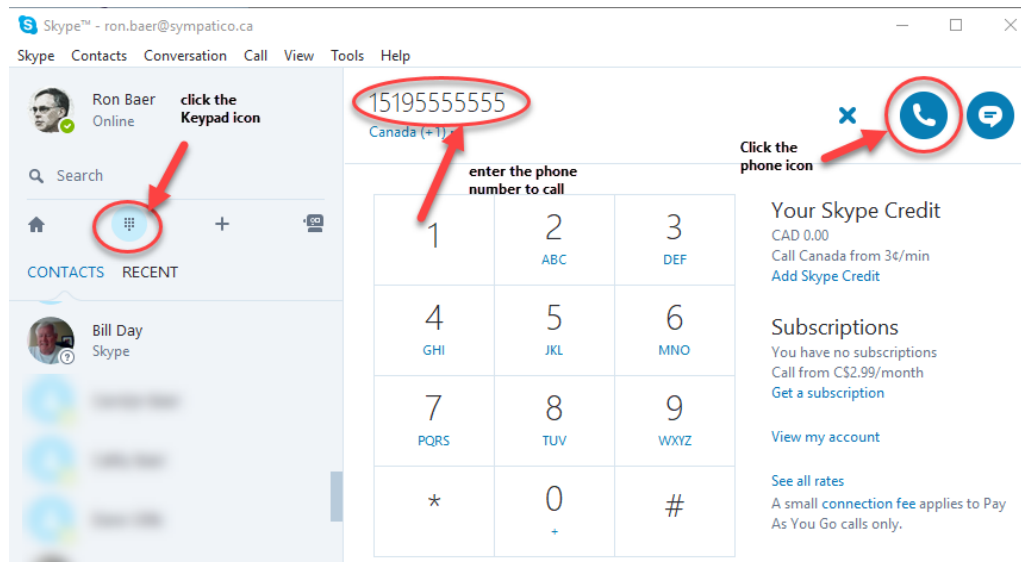
To call this person, locate the account in your Contacts, then click the camera icon



When you are finished your call, hang up:



You can use Skype to call a Mobile or landline phones, but you will need to purchase Skype Credit.



Video and Audio Communication

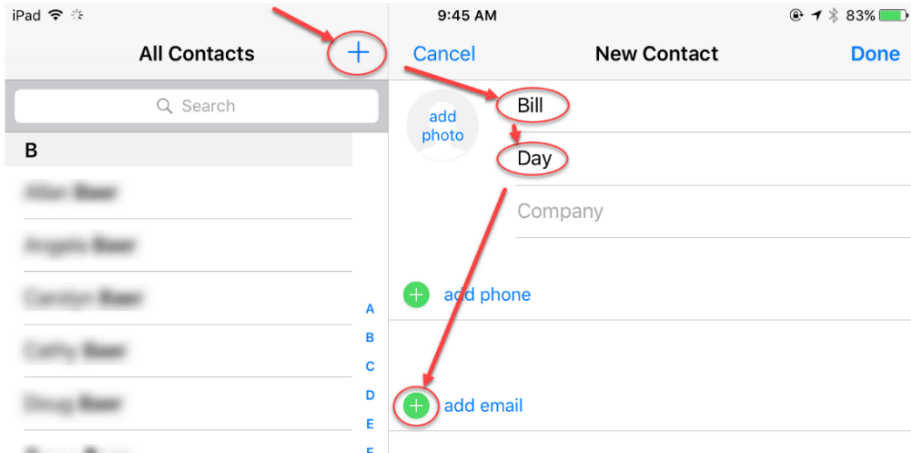


Facetime - making video conversations

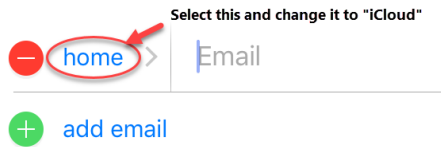
First, enter a facetime contact, using the Contacts app



Click the + sign to add the contact, enter a name, then click the + sign to add a new e-mail address



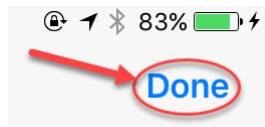
Change the type of e-mail to be entered from "home" to "iCloud"



Enter a facetime contact name

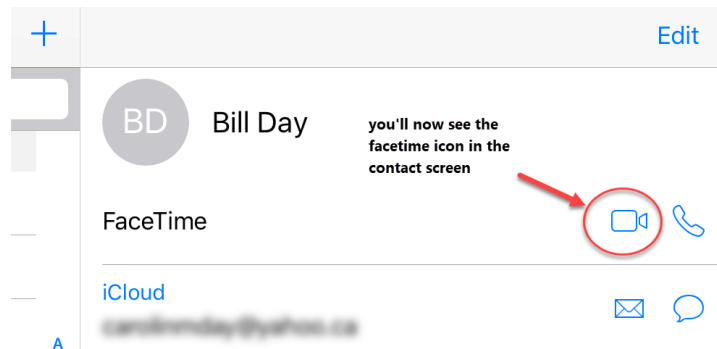


Then Click "Done" to save the contact



You can now make video calls with your contact on Facetime


Click the facetime camera icon to initiate a connection.



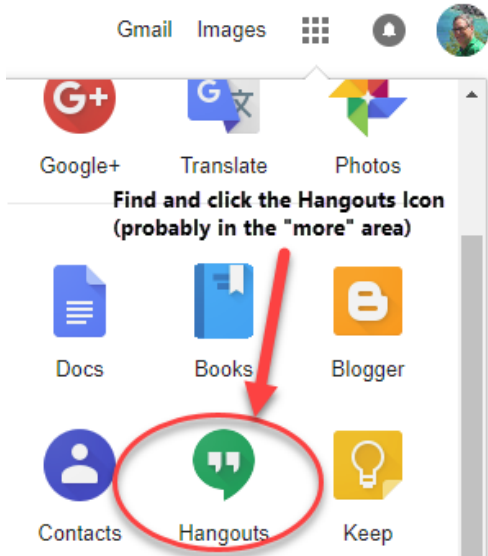
Video and Audio Communication

Hangouts - making video and phone conversations

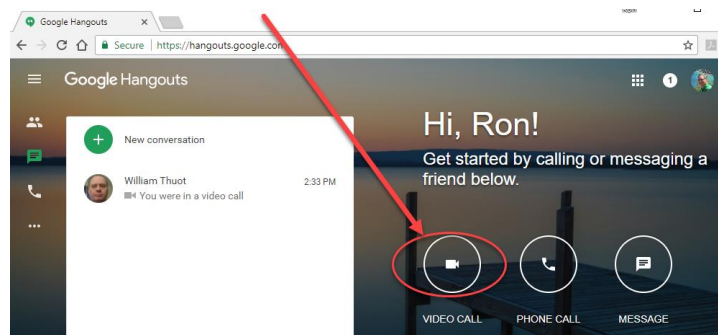
On a PC, you will need to use the Chrome browser, then click the menu icon (3x3 set of squares)



Then find the Hangouts app (Note, on phones and tablets, you need to download this app separately)



Make a call using the Video Call Icon:



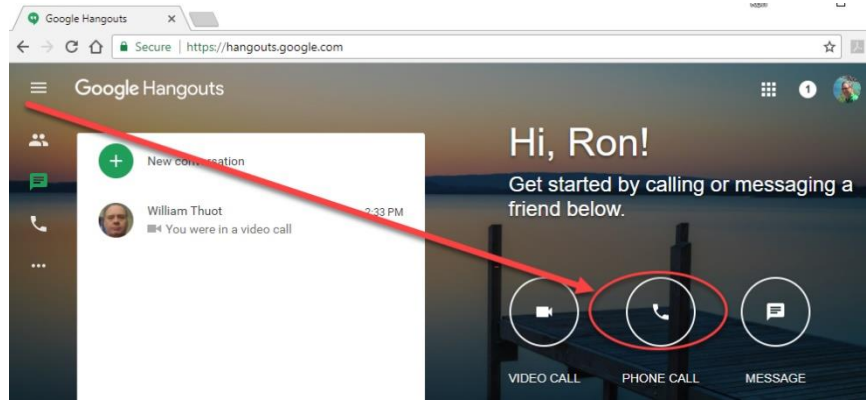
Invite people from your Google Contacts list, or enter a new Gmail address.



Once your caller has accepted your request, you will be able to participate in an audio and video conversation. You can have up to 10 people in a Google Hangouts conversation.

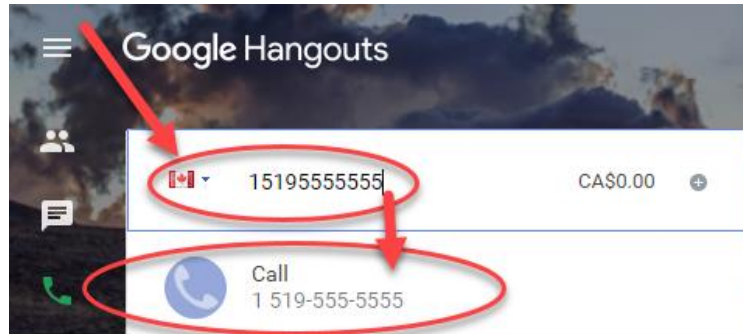
Video and Audio Communication

To make calls to mobile or landline phones, click the Phone Call Icon

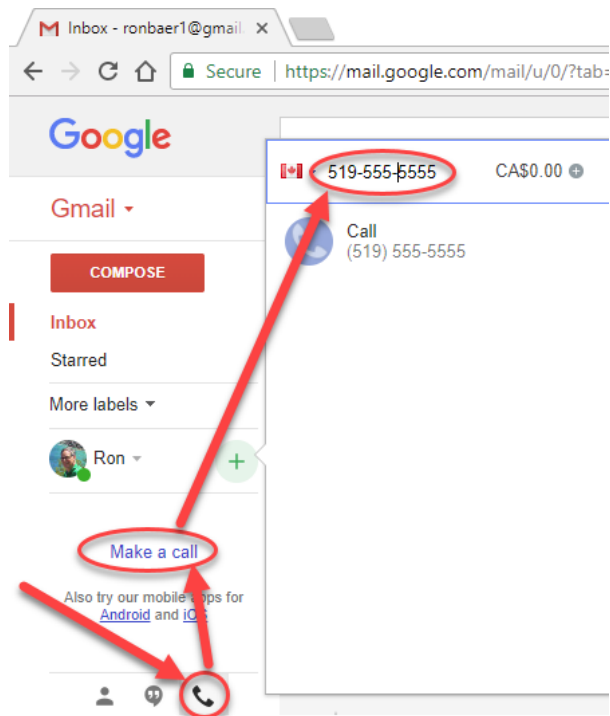


Enter the phone number that you want to call.

Google Hangouts lets you make calls to Canada and the U.S. for free




You can also make phone calls from Google Mail within any browser (e.g. Chrome, Firefox, etc).




Video and Audio Communication

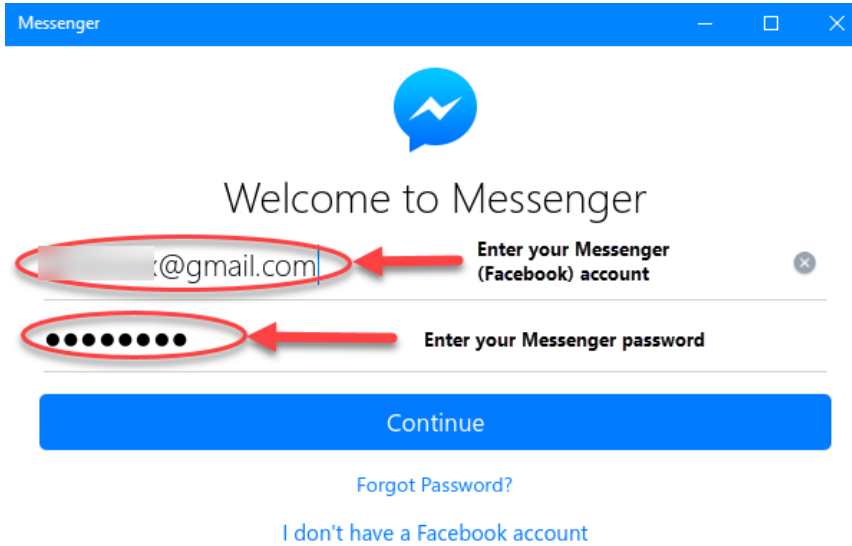
Messenger - making video and phone conversations



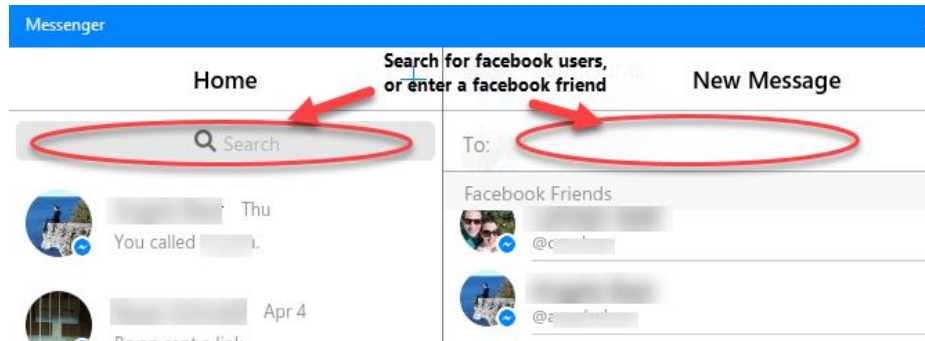
If you don't already have Messenger on your PC, use the Microsoft Store to locate Messenger and install it. Allow the install to access your camera and microphone if asked.



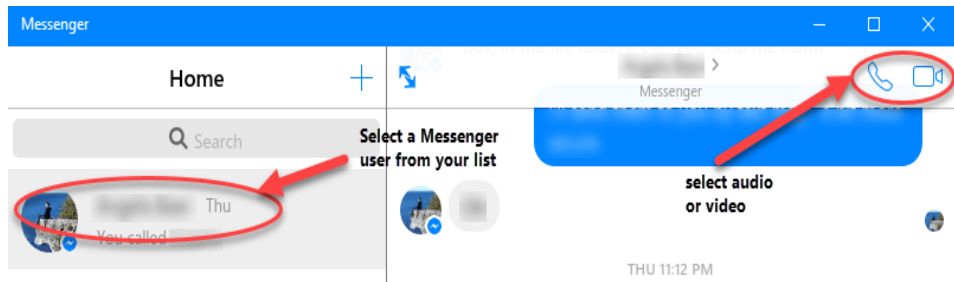
Next, log on to your Messenger account



Locate a Messenger / Facebook user



Select the user, then choose either the audio or video connection

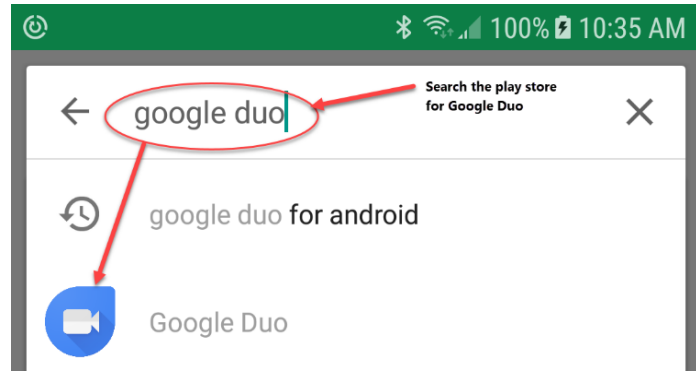


Video and Audio Communication



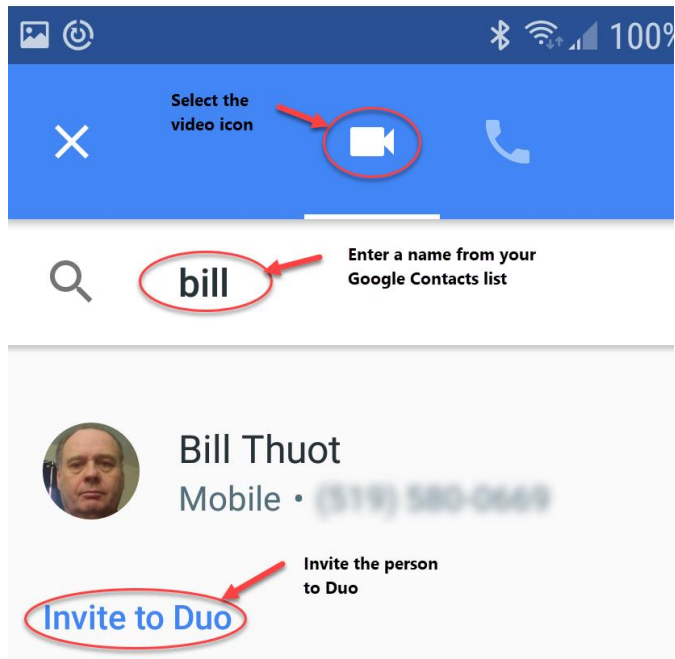
Google Duo - making video conversations

If you don't already have Google Duo on your phone, use the Google Play store to locate Duo and install it.



Next, launch the Google Duo App and invite a person to connect with you via Google Duo

Once your contact accepts your invitation, you can use the video icon to establish a connection to them.



Video and Audio Communication

Skype

Skype app to Skype App	Yes
Skype app to phone	Yes - with Skype credit
Multiway conversations	No - only with Skype for Business
Available on PC	Yes - MS Store
Available on Android Phone	Yes - Google Play
Available on Android Tablet	Yes - Google Play
Available on Apple iPhone	Yes - Apple Store
Available on Apple iPad	Yes - Apple Store

Facetime

Facetime app to Facetime App	Yes
Facetime app to phone	No
Multiway conversations	No
Available on PC	No
Available on Android Phone	No
Available on Android Tablet	No
Available on Apple iPhone	Yes - Apple Store
Available on Apple iPad	Yes - Apple Store

Hangouts

Hangouts app to Hangouts App	Yes
Hangouts app to phone	Yes (via Hangouts dialer app)
Multiway conversations	Yes
Available on PC	Yes (in Chrome Browser)
Available on Android Phone	Yes - Google Play
Available on Android Tablet	Yes - Google Play
Available on Apple iPhone	Yes - Apple Store
Available on Apple iPad	Yes - Apple Store

Messenger

Messenger app to Messenger App	Yes
Messenger app to phone	No
Multiway conversations	Yes - with Group calls
Available on PC	Yes - MS Store
Available on Android Phone	Yes - Google Play
Available on Android Tablet	Yes - Google Play
Available on Apple iPhone	Yes - Apple Store
Available on Apple iPad	Yes - Apple Store

Google Duo

Duo app to Duo App	Yes
Messenger app to phone	No
Multiway conversations	No
Available on PC	No
Available on Android Phone	Yes - Google Play
Available on Android Tablet	No
Available on Apple iPhone	Yes - Apple Store
Available on Apple iPad	No - unless it has a SIM card