


## Using YouTube for Viewing Only

### Personal Computers

1. With any browser Chrome, Edge, Firefox
2. Go to [www.google.ca](http://www.google.ca)
3. Click on the  then Click



4. When YouTube opens in the browser type in the search bar what sort of Video you are looking for.
5. Click on the Video you want and it will open in small window.
6. Here are the icon controls at the bottom of the video for you to view the video as you want.



### Tablets and phone Viewing

In order to use YouTube on a phone or Tablet. It requires you to install the YouTube App. It is available on both Android and Apple IOS.

This is a free App from both App Stores.

When you open the app in the top right corner 2 important Icons Cast and Search.

The Advanced Icon are along bottom.

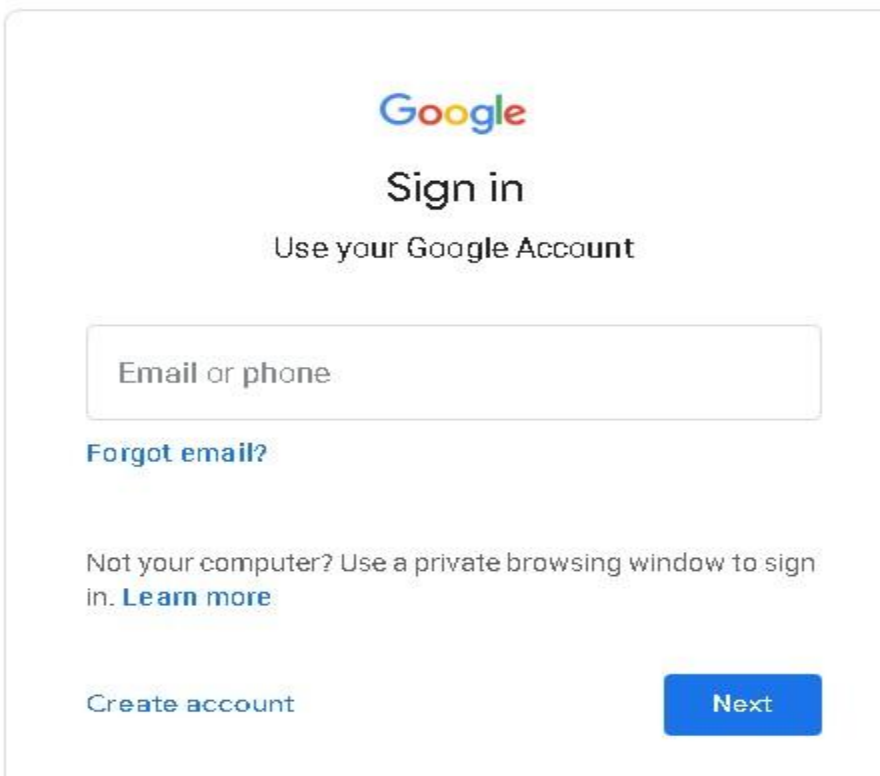
### Advanced Features For YouTube

The advanced features in YouTube can only be used if you are sign into the Application.

If you have a gmail account that is a gmail address you use that.

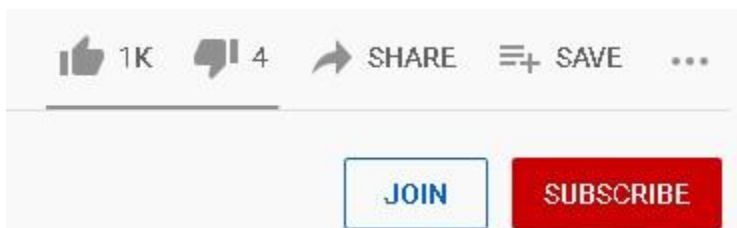
For those that don't. Click on the sign In button and you will see this window.

At the bottom Click on create account and follow the directions.



The features are.

1. You will be able to Subscribe to different channels



Click on the red Subscribe button to subscribe

Click on the white Subscribe button to unsubscribe.

2. Click the like button it helps out the person who created the video you watched
3. Click the Save button to watch the video later.
4. You have a Library your History

Your Video that you uploaded to YouTube (see Gunter's Instructions)

Your Moves and Shows

Video you have selected to view later