

Our **Bits & Bytes Computer Club** Google + group is a place where members can collaborate on topics of interest. Members can post "discussions", which can be information about an item of interest, or a question for other members of the group. Discussions can include text, pictures, web links

Setting up a Gmail account

<https://www.gcflernfree.org/print/gmail/setting-up-a-gmail-account?playlist=Gmail>

Name

Choose your username
 @gmail.com

Create a password

Confirm your password

Birthday
 June | 1 | 1950

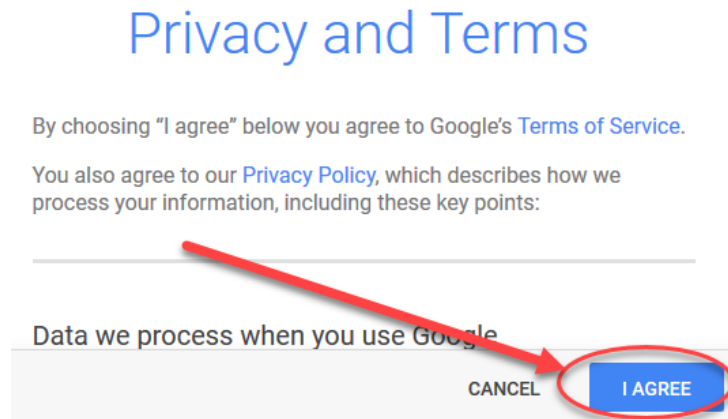
Gender
 Male

Mobile phone

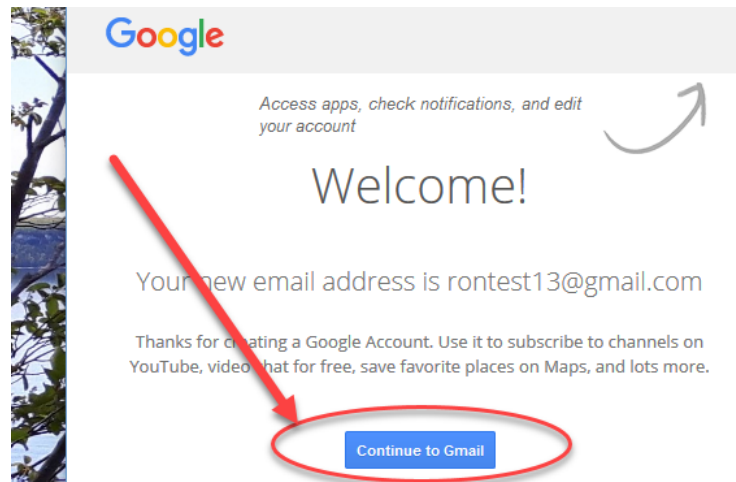
Your current email address

Location
 Canada

After entering information to create your Google Account, click the Next Step button, review and agree to the following Privacy and Terms screen.



You'll be greeted to the Google Mail welcome screen

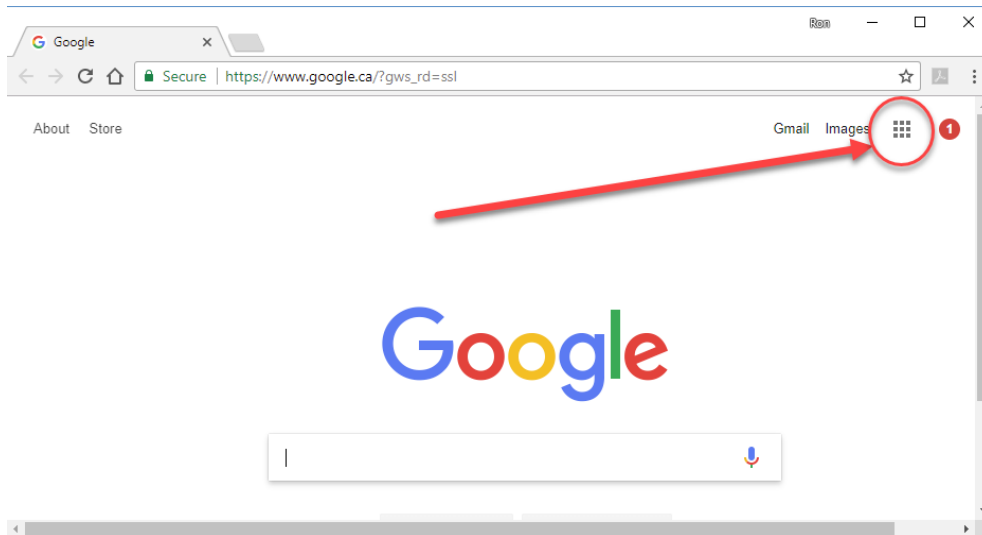


Now Log in to your new Gmail account with the password that you supplied (click the "Continue to Gmail" button).

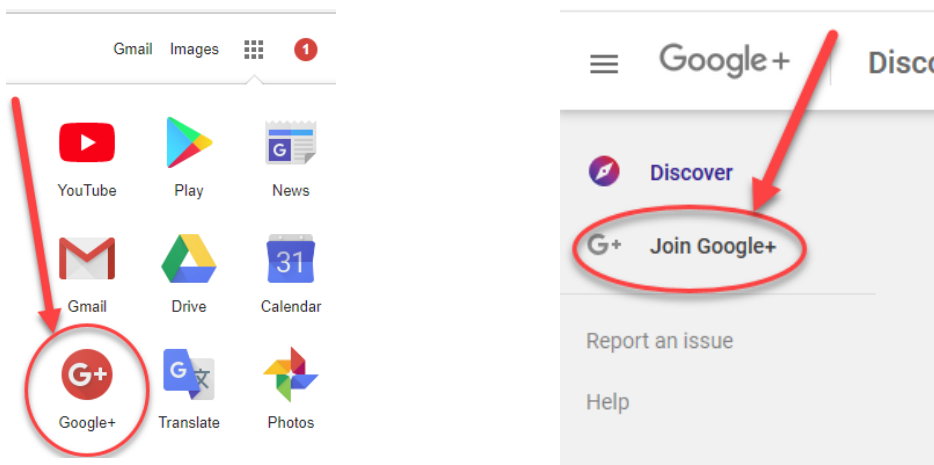
(You'll need to keep these and remember them for future access!)

Add Google Plus to your Gmail Account

From the Google web site, choose the 9 squares near the top right corner

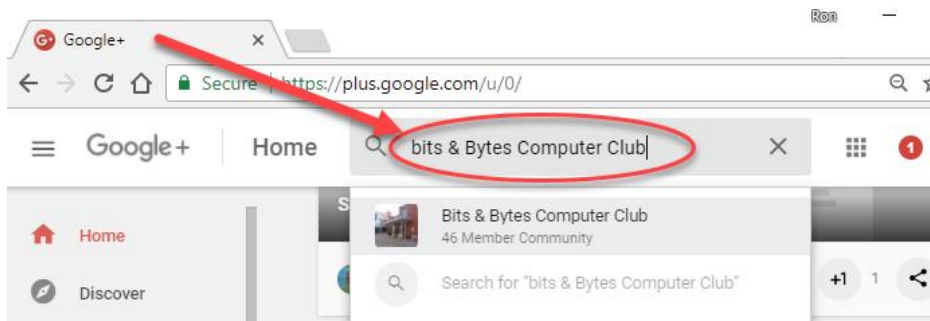


Then choose the Google Plus application, and select Join Google+

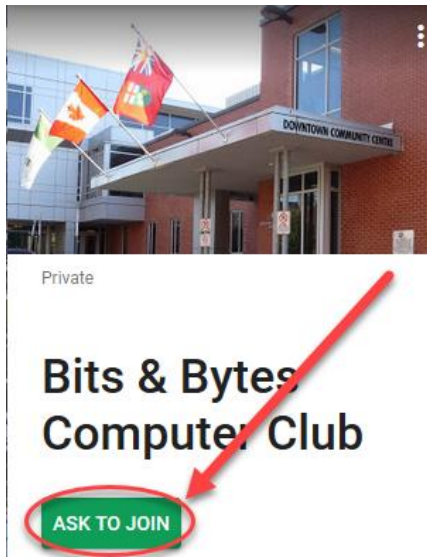


You're almost done - If have a picture of yourself on your computer, you can upload a photo that will be displayed to others as they read the group's discussions, otherwise skip this step.

Now, In the Google + search box, enter Bits & Bytes Computer Club



This is considered to be a private group, so you will need to "Ask To Join"



Once one of our Moderators accepts your request to join, you will be free to participate in the group. Discussions will appear in the right had side of the screen.

